


Casting FAQ's

Our League Casting Guide / Checklist

The ability to cast footage is a new development to the Our League app, allowing you send videos and live streams content from your app to your TV, providing you have a compatible device and the technical set up required.

If you are familiar with casting content from your phone to a TV then the user experience is identical. Open the Our League app, where you should see the  casting symbol in the top right corner of castable video and live stream content (see below).



1d ago

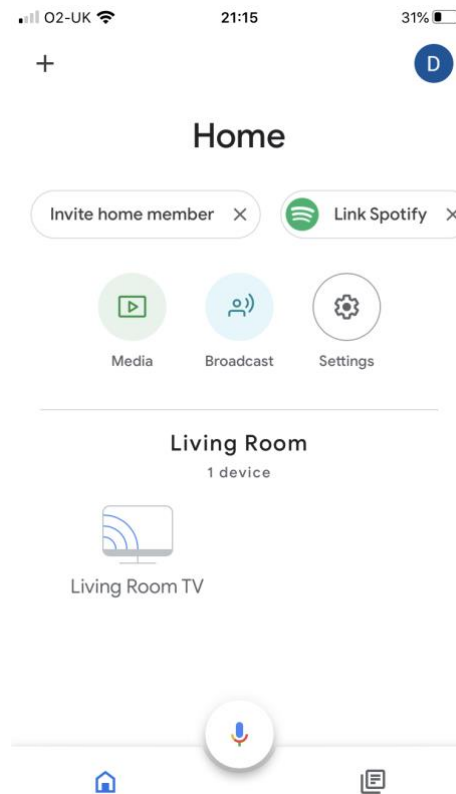
We're On Our Way Back

Click on the symbol and you will be presented with the devices you can cast this content to. Select the device you'd like the content to play on and this should occur within a few seconds.

If you **do not** see the casting symbol in the top right corner of video content on the app then please see the checklist below:





1. You'll need:
 - a. a smart TV with Chromecast compatibility built in OR
 - b. An external device that plugs into the TV with Chromecast hardware inside. There are lots of devices available which include Google Chromecast, Amazon Fire Stick and Roku. The key thing is that they have Chromecast hardware, which should be clearly started on the product or easily established via a Google search.
2. Your TV and mobile phone must be connected to the same WIFI
3. Ensure that your TV is turned on and that your external Chromecast device is connected to the TV and powered up.
4. If you have not already set up your Chromecast device on your TV you will need to follow the instructions when you plug the device in. Useful links can be found below.
5. Your cast compatible device is likely to have a related smartphone app which can be used to set up your devices and help troubleshoot. The Google Home or Amazon Fire TV apps would

be examples. These will show you any connected devices, and offer advice if you are unable to see any devices. Using Google Home as an example, you will be able to see all devices which you are able to send content from Our League to.



6. If no devices are listed you can set up a device by clicking the + button in the top left corner and follow the instructions. If no devices are found then the above steps might not be fulfilled.

Everyone's home set-up will differ slightly but below is a guide to what you'll need in order to cast video content including live streams from Our League to your TV or other cast devices.

Device	What you'll need	Useful links
<p>Chromecast Device</p> <p>1st generation:</p>  <p>2nd generation:</p>  <p>3rd generation:</p> 	<ol style="list-style-type: none"> 1. Chromecast device plugged in to the destination you'd like to cast to (if it is not built in to your TV or other type of device) 2. Google Home App. If you don't have this App on the device your casting from then you can download it from the Google Play or Apple store using the links below: <ul style="list-style-type: none"> Android: https://play.google.com/store/apps/details?id=com.google.android.apps.chromecast.app&hl=en_GB iOS / Apple: https://apps.apple.com/us/app/google-home/id680819774 3. Destination device and Chromecast device must be connected to the same Wifi network, with your cast device showing or searchable via the Google Home App 4. Click on the  from any video or live stream to cast to your chosen device 	<p>https://support.google.com/chromecast/answer/6006232?hl=en-GB</p> <p>https://www.howtogeek.com/207597/how-to-troubleshoot-common-google-chromecast-issues/</p>

Amazon Fire Stick




1. You will need the Amazon Fire Stick app installed on your mobile device

iOS / Apple:

<https://apps.apple.com/us/app/amazon-fire-tv/id947984433>

Android:

https://play.google.com/store/apps/details?id=com.amazon.storm.lightning.client.aosp&hl=en_GB

2. Fire Stick plugged in to device you'd like to cast to.
3. Fire Stick paired with this device, follow instructions on your TV or other device
4. Connect to the same Wifi network as the device you'd like to cast from (smart phone or laptop)
5. Register / Create an account
6. Follow the instructions on your device you have your Fire Stick plugged in to
7. Click on the  from any video or live stream to cast to your chosen device

<https://www.tomsguide.com/us/amazon-fire-tv-stick-guide,review-5594.html>

<https://www.techhive.com/article/2969321/turn-your-fire-tv-or-fire-tv-stick-into-a-chromecast-almost-with-this-8-app.html#:~:text=Just%20open%20up%20a%20Cast,playing%20through%20the%20Fire%20TV>

<p>Roku</p>   	<ol style="list-style-type: none"> 1. Plug in your Roku Stick to the device you'd like to cast to 2. Follow the on screen instructions, ensuring it is using the same Wifi network as the device you'd like to cast from (smart phone, laptop etc.) 3. Click on the  from any video or live stream to cast to your chosen device 	<p>https://support.roku.com/en-gb/article/115008193567</p> <p>https://www.smartdnsproxy.com/news/smart-dns-proxy/how-to-use-roku-as-chromecast-194.aspx</p>
--	--	---

OURLEAGUE CASTING TROUBLESHOOT GUIDE

In order for the logo to show, it needs to be able to see a compatible device on the same WIFI network.

Some devices will need to be turned on to show up, so please make sure your device is on, and on the same network.

Can you see the Casting logo on the video page?

NO → **YES**

The best way to troubleshoot this is with the app, associated with your smart device. Eg; Google Home, or Amazon Fire.

Is the device you want to cast to shown on the list?

YES → **NO**

Some compatible devices, like smart TV's, need to be turned on in order to show on the list

If the device you want to cast to still isn't shown on the list, please check that your phone and the destination are on the same WiFi network within each of their own settings.

MY DEVICE IS TURNED ON, AND ON THE SAME NETWORK

This probably means Our League is working as expected but there is an issue on one of the devices. The below list of things to try may help:




- Try using a different device to cast from if you have one. This could include Our League website, using a Chrome browser.
- Use your compatible app (Google Home, Amazon Fire Stick etc...) to cast your screen directly to your destination rather than within the app.
- Attempt to Cast using a different app, such as BBC IPlayer or Netflix. This may point out different compatibility issues.

What is Chromecast and how does it work?

Chromecast is a streaming media player that plugs into your TV via HDMI, letting you stream video from services such as Our League.

Instead of including a traditional remote control, Chromecast uses the apps that are already on your phone or tablet to send video to the television. Supported apps display a Cast button, which you can press to connect with Chromecast. Select a video and playback begins on your television a few seconds later. This works with both iOS and Android apps.

What you need to get started

- A Chromecast device
- Latest version of the [Google Home app](#) 
- Latest version of Google app  (Android only. Download it [here](#))
- A [Google account](#)
- A display device with an HDMI input, for example, a high-definition television (HDTV)
- A mobile device or tablet
- The compatible mobile device or tablet must support a 5 GHz connection to set up Chromecast on a 5 GHz connection. **Note:** A WPA2-Enterprise network is not supported.
- Meet the [minimum Operating System \(OS\) requirements](#) to run the Google Home app 
- An internet connection
- Access to a secure wireless network. Make sure you have the wireless network password handy.
- Availability and performance of certain features, services, and applications are device and network dependent and may not be available in all areas. Subscription(s) may be required, and additional terms, conditions, and/or charges may apply.

Supported Devices:

Google Chromecast:

- First generation (video)
- Second generation (video)
- Third generation (video)
- Chromecast Ultra

Android TV devices:

- Nexus Player
- Nvidia Shield
- Xiaomi MiBox

Television brands with "Chromecast built-in" (formerly known as Google Cast) in models after 2017:

- Vizio
- Sharp
- Sony
- Toshiba
- Philips
- LG
- Hisense
- Polaroid